

# TURNERS ANONYMOUS

An Association of WoodTurners in Western Pennsylvania

## NEWSLETTER

No 41

October 2000

President Jim Vandzura 412 795 7254	Vice-President Robert Henry 724 248 3537	Treasurer Kent S. Miller 412 531 5602	Secretary Pat Vates 412 531 8331
---	--	---	--

### **NEXT MEETING:**

**Saturday, October 21st.**

**Location:** Max Peterson's Workshop

**Time:** 9.30 am. Coffee & Donuts from 9.30

Members who attended the recent AAW Meeting will discuss what they saw and demonstrate some of the techniques seen there. Also there will be a gallery of photos taken by members.

**Show and Tell:** Bring along any Weed Pots that you have turned to share shapes, textures, species and finishes with other members. Personally I hate the term "Weed Pots" and think that an artistic receptacle for dried examples of Mother Nature's bounty, carefully crafted with joy and loving care.....should have a better name.

**Wood Identification:** Whilst I can sometimes identify exotic species of wood it is obvious that I cannot identify cardboard cartons. Last year I gave a talk on wood identification and carefully carried a box of empty picture frames to the meeting instead of my box of reference books and papers. I WILL bring the latter to the next meeting so that if you want to find out the density of Bubinga, the colour of Hazel Pine or just a description of that beautiful piece you just bought, then the next meeting may provide the answers.

**Elections:** Gus Norder and Rich Evans have been appointed as "Nominating Committee" and will be seeking out volunteers for Officers and Board Members to be elected at the November meeting. However, if you absolutely, positively feel that you cannot continue living without offering your services to Turners Anonymous, then please call Rich at (412) 653 6214

**LAST MEETING:** John Blyshak showed us a range of small objects that he had turned and was able to demonstrate some interesting techniques and answer many questions.

### **FUTURE MEETINGS:**

**Saturday, November 18th.**

As we announced last month TOPS will be the TOPIC. Start practising NOW, See this News Letter for more ideas.

Prettiest Top  
Smallest Top  
Largest Top  
Top that will spin for the longest time  
Tops on Tops  
Most Musical Top  
Funniest Top  
Most Complex Top

We will be choosing Team Leaders at the October meeting and hoping that they will draw Team members living in their locality so that they can choose mounting methods, design and size and shape of required raw wood so that they can practice their techniques before the November Challenge.

**Saturday, December 16th**

**Bill Groll** will be demonstrating how he makes his wonderful segmented turnings

**Saturday, January 20th.**

**Paul Brandt** will demonstrate bowl turning from start to finish.

**Saturday, February 18th**

**Router Jigs** will be the topic with members demonstrating their techniques in a series of practical sessions.

**Saturday, March 18th.**

**Eggs** will be our feature this month, most appropriately for Easter, with production of hollow eggs, eggs in eggs, egg cups

### WOOD EXCHANGE.

It has been suggested that some members might like to exchange turning blanks at the next or future meetings. Let us imagine for a moment that you bought a heavy piece of blood red wood at the last show you attended. You have turned many beautiful pieces from a small part of it and are now completely fed up with the red wood that has gained an Australian "Y" to the colour. Now is your chance to get rid of it. Bring it along to the next meeting and swap it for a yellow, white, brown or any other \*\*\*\*\*y colour that another member does not want to see again. Pen Blanks or Bowl Blanks, potential Table Legs or tree branches, it does not matter what.....let's see what you have to offer.

### OFFCUTS.

Poking around Max Peterson's shop at the last Board meeting I found some beautiful pieces of Padauk lying in his scrap box and immediately picked them up only to wonder what on earth I could do with a piece of wood 3/4" long, 8" wide and 3/4" thick. Suddenly a light flashed through my mind "TOPS", I could glue two pieces together, cut them to 1 1/2" wide, drill a hole, insert a dowel and Hey Presto I'll be ready to join in the fun next November!

(Contributed by Juan Puentes)


### SAXONBERG LATHE.

This working Lathe after resuscitation by club members, created a lot of interest at the recent Arts Festival with many parents pointing out to fascinated children how a tree branch could be turned into a table leg. One lady had been turning metal in a steel mill for 30 years and said that she had never seen anything so primitive. Several people tried to treadle whilst I turned but soon found that even a relatively light cut could bring their efforts to a halt! Jack Brown and Jim Vandzura helped out for a while each day but otherwise Turner Anonymous members were noticeable for their absence and I found myself giving shorter and shorter demonstrations as the 90° F temperature and high humidity made the lack of an electric drive very noticeable.

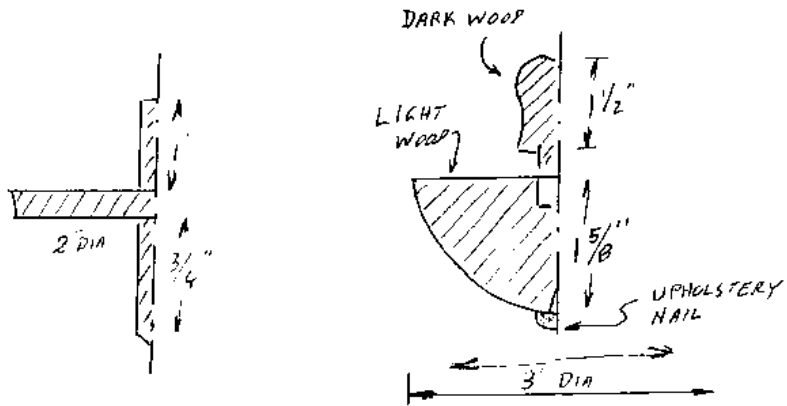
### GROOVES AND SLOTS FOR INLAYS.

Many members are getting interested in adapting a router, grinder or other small electrical tool to cut grooves, slots, or other shapes in their turned work, and need some form of slide to get the horizontal motion. Have you thought of using the new Dovetail Wooden Draw Slides now available from WoodWorkers Warehouse?

(Contributed by A.N.Other)



*Copyright: Kitty Fischer (From her forthcoming book "Caricatures to Turn you on")*



The Simple  
"One-A-Minute"  
Top

A Heavier  
Design

### A Few Ideas for Tops

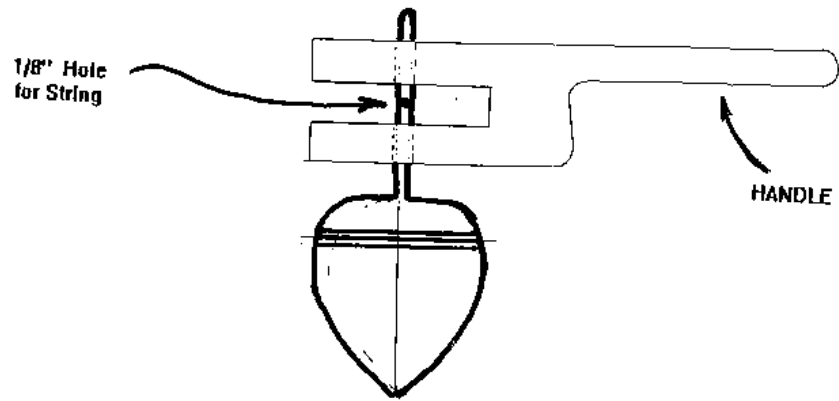


Human Shape  
with  
Painted Clothes

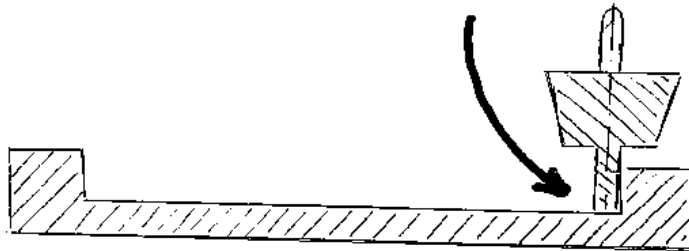


Body Shaped  
Like a Pear

Let your Imagination run riot !



Top with  
Square  
Not Pointed  
Base



Saucer for  
Captive Top  
1/8" Dish to Center